
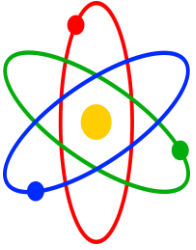





# Museum Exhibits






This information is designed to help educators identify learning opportunities at Myseum. Myseum is ideal for educational field trips with unique hands-on experiences.



Many schools and school districts have educational requirements for field trips, and we believe our exhibits meet those of the Show-Me Standards. Please see the following list of exhibits.

<b>Properties and Principles of Matter and Energy</b>	
<b>Exhibit</b>	<b>Description</b>
Magnetic Bridge	<p>This exhibit uses two large Neodymium magnets to attract steel pellets to form a moldable mound between the poles. Children learn about magnetism, plus it's a great sensory experience as they feel the tug of the magnetic mound.</p> 
Ferrofluid	<p>Ferrofluid is an oily liquid with nano-sized iron particles suspended in the oil. Students control powerful magnets to move the magnets closer to and further away from the ferrofluid. When the magnetic field interacts with the ferrofluid, beautiful and strange patterns emerge from the liquid.</p> 
Opposing Magnets	<p>Opposing Magnets contains small &amp; medium neodymium ring magnets mounted on stainless steel rods with like poles facing each other. Moving the floating magnets dramatically demonstrates the force of the opposing poles.</p>
Magnet Table	<p>Children play with large nuts &amp; bolts to construct magnificent magnetic sculptures. The properties of magnetism are discovered through this playful and fun exhibit.</p>
Eddy Currents	<p>Eddy Currents generate magnetic fields which oppose the motion of the magnet. See a magnet fall dramatically slower than it does in ordinary free fall. Each of the three exhibits (Levitating Magnet, Swinging Magnet &amp; Falling Magnets) demonstrate eddy currents in a different manner.</p>
Video Link:	<p><a href="https://www.youtube.com/watch?v=8rmH0Y-0OJM">https://www.youtube.com/watch?v=8rmH0Y-0OJM</a></p>
Liquid Crystal Wall	<p>Explore how different temperatures affect liquid crystals. Small changes in temperature impact the crystals resulting in the various colors.</p> 


## Properties and Principles of Matter and Energy (continued)

<p>Plasma &amp; Crackle Tubes</p>	<p>Large tubes filled with various gasses with electric current running through. Children can put their hands on the tubes and directly impact the direction of the dancing plasma.</p>	
<p>Shadow Wall</p>	<p>The Shadow Room "freezes" movement in time against a phosphorescent wall. Children often question "how does that work". Glow pens are also provided to doodle on the walls.</p>	
<p>GLO-SHAPES</p>	<p>GLO-SHAPES offers an open-ended interactive use of brightly colored fluorescent pieces which children can easily affix to a large carpeted wall to create their own graphic and artistic designs. Parents/teachers - See your young ones learn to use numbers, letters, landscape pieces and different geometric shapes in glowing fun.</p>	
<p>Thermal Imaging Camera</p>	<p>Thermal cameras translate heat (thermal energy) into visible light. See your life-sized image on a giant monitor. White/red are hottest and blue/violet are cooler temperatures.</p> <p>See through balloons, and actually see your footsteps!</p>	

## Properties and Principles of Force and Motion

Pendulum	The glowing pendulum behaves like a regular pendulum with smooth, predictable motion, but is different because it also glows. What makes this pendulum special is the LED light mounted in the Bob and the glow-in-the-dark material mounted on the base.
Falling Washers	Large washers on a ¾” threaded rod. Lift the washers, let them go and watch them spin to the bottom. This exhibit demonstrates, at minimum, gravity, friction, & kinetic energy.
Catenary Arch	The Catenary Arch exhibit demonstrates engineering and gravity. Children work as a team to put together large foam blocks to create a 5-foot tall freestanding arch.
Puzzle Cube	 <p>Assemble seven individual pieces into a 2' cube?</p> <p>It's possible, give it a try at Myseum.</p> 
Magnetic Ball Wall	This exhibit also demonstrates engineering and gravity. This popular exhibit encourages children to build and experiment as they direct the path of a ball down the face of a wall. Children learn from hands-on experience about angles and the force of gravity.
Video Link	<a href="https://www.youtube.com/watch?v=LTgtns-D_mE">https://www.youtube.com/watch?v=LTgtns-D_mE</a>
Radar Slide	Children zoom down the slide with their speed displayed at the bottom. They experiment with various techniques and different types of mat materials to increase their speed.
Wrecking Ball	Build a structure and destroy it with the wrecking ball. Experiment with principles of physics by adjusting ball position and rope length. This exhibit is a great example of potential and kinetic energy.
Kinetic Woodpeckers	The woodpecker is at rest at the top of the rod. When you give the woodpecker a small push, the woodpecker will move down the rod using a jerky stick/slip motion. This exhibit is another great example of potential and kinetic energy.
Video Link:	<a href="https://www.youtube.com/watch?v=RDHeLESZIYg">https://www.youtube.com/watch?v=RDHeLESZIYg</a>
Gear Puzzle	Place the gears in the right spot to turn the entire mechanism and ring the bell!
Video Link:	<a href="https://www.facebook.com/Myseum/videos/2200136293575938/">https://www.facebook.com/Myseum/videos/2200136293575938/</a>
<b>Processes (such as air flow)</b>	
Vertical Wind Tubes	The Vertical Wind Tube is a wonderful hands-on inquiry based exhibit that lets children use their imagination to build flying machines. Place the object into the wind tube and watching it fly 9 feet. Then, back to the design table for problem solving and design changes.
Air Vortex Cannons	Children are able to create a vortex burst of air out of a large cylinder. They are able to knock over a pyramid of empty cups from many feet away.
Bernoulli Principle	This exhibit demonstrates Bernoulli's Principle by showing how weighted balloons can hover in the air in the presence of a powerful airflow.



## Composition and Structure of the Universe and the Motions of the Objects within it


Interactive Video System	This exhibit fuses science and art together. The gesture recognition projection system is a wonderful display of an interactive technology. This platform uses the body's shadow to interact with the digital projection. Two programs are available: Sand and Mercury Bubbles.
Digital Microscope	Magnification is between 50X-200X. A bin of miscellaneous items are available for viewing. Bring in your own objects to view...flat items work best.
Dino Dig Video Microscope :	Our high definition video microscope is in the dino dig area. So now kids can dig for dinosaur bones and then view and read all about real fossils.
	

## Fine Arts

Musical Trash Cans	Electronic drum pads mounted into trash cans. Touch-sensitive pads will activate the percussion sounds.
Laser Harp	By breaking the path of each of the twelve beams, this laser trigger-based instrument will play 100+ instruments and sound variations. This harp plays entire songs and breaking the laser invokes an instrument into the song.
Unique musical instruments	Custom made unusual instruments such as: Amadindas, Whale Drum, Stonaphone, Wrenchaphone, and Boltophone. All of these unique instruments are perfectly tuned.

## Misc. Science

Dino Dig	 <p data-bbox="594 1136 1076 1430">This pretend play exhibit allows children to dress up as a paleontologist, dig for and study fossils and learn about dinosaurs.</p>	
Faces	This exhibit allows the child to create faces by choosing individual facial features using forensics software. They can create the face of any person, real or fictional, from any time, present or past.	
Einstein's Face Video Link:	Move to the left, Albert Einstein is watching. Move to the right, up or down, Albert's watching. A little spooky, but a whole lot of fun. How does it work? Einstein's face is actually concave, but your brain thinks it's convex and tries to make sense of it all. <a href="https://www.youtube.com/watch?v=pPFXrmAjwvM">https://www.youtube.com/watch?v=pPFXrmAjwvM</a>	
Concave/Convex Mirrors	Both concave and convex mirrors are side by side. Children can immediately determine the impacts on images due to the curvature of the mirrors. Nearby funhouse mirrors (both concave & convex) can reinforce the principles in a fun way.	
Zoetrope	What's a Zoetrope? The Zoetrope is an early form of animation. This devise consists of a drum containing a set of still images, that when turned creates the illusion of motion. Give it a turn or two soon.	

<b>More Fun Stuff</b>	
Jumbo Blocks	Build it big with almost 1,000 jumbo blocks.
Seaweed Swamp	Wander through our Seaweed Swamp for a fun & exciting experience. Can you find the friendly swamp monster who lives there?
Zoo Vet Center	<p>You're the vet! Put on your vet lab coat, grab a stethoscope and examine the wild zoo animal stuffies to make sure they're in the best of health. Look at real animal x-rays, test reflexes, and even feed the patients.</p> 
Rigamajig	Rigamajig is a new large-scale building kit designed for hands-on free play and playful STE(A)M learning. This collection of wooden planks, wheels, pulleys, nuts, bolts and rope allows children to follow their curiosity through play while learning 21st century skills. There are no right or wrong answers; the act of playing and building is the goal, not the finished product.
Video Link:	<a href="https://www.youtube.com/watch?v=zzS9gZF99yA">https://www.youtube.com/watch?v=zzS9gZF99yA</a> <i>Exclusively for field trips</i>
Imagination Playground	Imagination Playground is an innovative playground that transforms any space into a play space that encourages learning, social development, movement, and above all fun. Using Imagination Playground blocks, kids build a new world every day. They make objects like animals, rocket ships, and robots. They make imaginary places like houses, factories, and cities. Most important, they make the rules. Because Imagination Playground is child-directed and open-ended, it encourages self-expression through deep, joyful play.
Video Link	<a href="https://www.youtube.com/user/imgplayground">https://www.youtube.com/user/imgplayground</a>